


# DOEPFER

## NAMM 2017



**A-111-2 VCO**  
HIGH END VOLTAGE CONTR. OSCILLATOR II

1V/Oct    Octave    Mode    Tune

XFM    XFM    Fine

LFM    LFM    LF

PWM    PWM    PW

S-Sync    H-Sync    Saw    Rect    Tri    Sine

DOEPFER

**A111-3**  
uPVCO  
LFO

VCO    Tune

XM    PW

XM    TV

LM    PM

SY

DOEPFER

# DOEPFER MUSIKELEKTRONIK GMBH

## Press Release NAMM, Anaheim 2017

Dear Sir or Madam,

On the occasion of NAMM in Anaheim/CA, January 19-22, 2017 we will be showing our new gear at booth 4911 in hall B.

We are looking forward to seeing you at the booth and hope for a mention about it in your NAMM show report. On the following pages you will find descriptions of the new gear we will be presenting in Anaheim.

If you need more details (e.g. pictures, more detailed product descriptions) don't hesitate to contact me directly. This press release is available on the press page of our website as a PDF or MS Word™ file. From January 2017 more detailed information about the devices will be available via the corresponding link on the news page of our website: [www.doepfer.com](http://www.doepfer.com) > NEWS > link to the corresponding device.

Best regards,

Dieter Doepfer  
email address: [hardware@doepfer.de](mailto:hardware@doepfer.de)

Doepfer Musikelektronik GmbH  
Geigerstr. 13  
D-82166 Graefelfing / Germany  
Phone: +49 89 89809510  
Fax: +49 089 89809511

CEO's: Sibille Heller, Dieter Doepfer

Website: [www.doepfer.com](http://www.doepfer.com)  
Email address for technical details: [hardware@doepfer.de](mailto:hardware@doepfer.de)




# Vintage Edition of A-100 Modules



In the meantime the modules available in the **Vintage Edition** has increased noticeable. As of now these modules are already available as vintage modules:

- A-101-1 Steiner Vactrol Multimode Filter
- A-101-2 Low Pass Gate
- A-110-1 Standard VCO
- A-110-2 Basic VCO
- A-111-2 High End VCO
- A-111-3 Micro Precision VCO
- A-112 Sampler
- A-114 Ring Modulator
- A-118 Noise/Random
- A-120 24dB Transistor Ladder Lowpass Filter
- A-121-2 12dB Multimode Filter
- A-132-3 Dual Linear/Exponential VCA
- A-138a linear Mixer
- A-138b exponential Mixer
- A-138o/p Performance Mixer
- A-140 ADSR
- A-147-2 VCDLFO
- A-148 S&H/T&H
- A-154 Sequencer Controller
- A-155 Analog/Trigger Sequencer
- A-156 Quantizer
- A-160-5 Ratcheting Controller / VC Clock Multiplier
- A-170 Slew Limiter
- A-171-2 VC Slew Processor (Serge design)
- A-180-2 2x4 Multiple
- A-184-1 Ring Modulator / S&H / T&H / Slew Limiter
- A-185-2 Precision Adder / Bus Access
- A-188-1 BBD Module
- A-190-3 USB/MIDI-to-CV/Gate Interface
- A-199 Spring Reverb

## A-135-4 Voltage Controlled Performance Mixer Modules



The A-135-4 module series form a fully voltage controlled performance mixer and can be combined with the manually controlled performance mixer modules A-138o/p.

The main module A-135-4A is similar to the performance mixer input module A-138p but features voltage control over all parameters, i.e. main level, panorama, aux and mute for each of the four channels. The module uses high quality VCAs manufactured by Curtis/USA and has available a control LEDs for each parameter.

Module A-135-4B is the CV input module and is connected internally to A-135-4A via a ribbon cable. That way it's possible to arrange the A-135-4B left, right, above or below the A-135-4A and not necessarily next to the main module. It has available a CV input for each parameter (main level, panorama, aux and mute). Each input is equipped with a polarizer/attenuator that enables to adjust the intensity and polarity/direction for each control voltage.

The A-138o is used as output module for A-135-4. It's possible to combine the A-135-4A with the manually controlled version A-138p of the performance mixer.

Module A-135-4C is an auxiliary module and offers four envelope followers with attack and release controls, and LEDs that display the envelope follower output signals. The module is also connected internally to A-135-4A via a ribbon cable and uses the audio input signals of the A-135-4A as defaults for envelope followers inputs. When the sockets IN1...IN4 are patched the module can be used also for other envelope follower applications.

The main application of the A-135-4C are effects like ducking, compression or expansion. For this the outputs of the envelope followers are connected to the corresponding CV inputs of the A-135-4B. But the envelope followers can be used also to control other modules (e.g. frequency of filters).

Date of Delivery: March 2017

Prices:

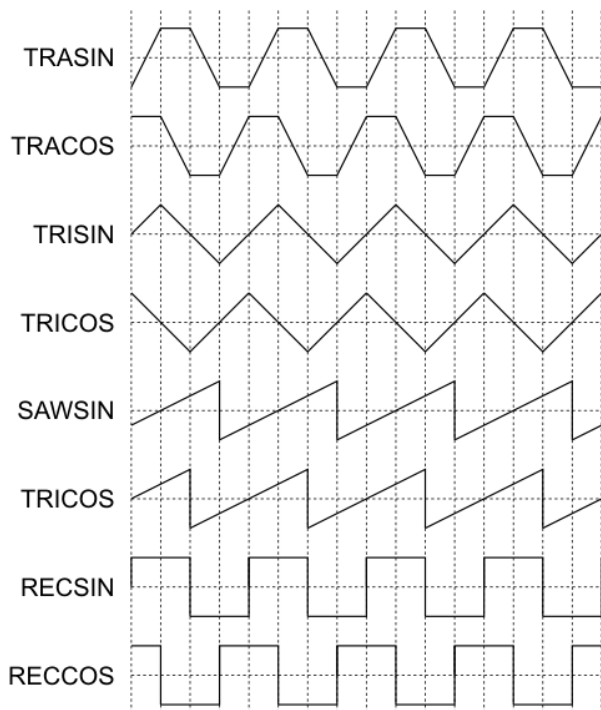
A-135-4A/B combo ~ US\$ 425.00 (Euro 400.00)

A-135-4C ~ US\$ 130.00 (Euro 120.00)





**A-110-6 Waveforms**



## A-110-6

### Trapezoid Thru Zero Quadrature VCO

The development of the A-110-6 is now finished. Compared to the first prototypes the module is now equipped with outputs for all waveforms and has an LFO mode available. A-110-6 uses a **Quadrature Trapezoid** as standard waveform. In addition to this unique waveform combo it also offers **linear thru zero frequency modulation** and **quadrature outputs** (i.e. two trapezoids with 90 degrees phase shift). The two basic waveforms are called Trapezoid Sine (TRASIN) and Trapezoid Cosine (TRACOS). The other standard waveforms (triangle, saw, rectangle) can be derived very easily from the quadrature trapezoids and are also available as quadrature signals.

The module has two control sections: linear and exponential. The exponential section consists of the XTune control, the 1V/Oct input and the XFM input with corresponding XFM attenuator.

The linear section consists of the LFrq control and the LFM input with the corresponding attenuator LFM.


The pitch of all outputs is determined by the control voltages of both sections. The linear section is used to control the pitch in a linear manner. When the LFrq control is fully CW the module works like a normal VCO. The pitch is then controlled by the exponential section with the manual Tune control XTune and the exponential frequency control inputs 1V/Oct and XFM. 1V/Oct is used to control the pitch by a 1V/Oct CV source. XFM is used to apply an exponential frequency modulation with adjustable depth.

As the LFrq control is turned counter-clockwise starting from the fully CW position, the frequency is lowered in a linear manner until all waves (nearly) stop at the center position of LFrq (provided that no LFM signal is present). As the LFrq control is moved from the center towards the CCW position the waves start again but in the reverse direction. When the fully CCW position of LFrq is reached the module works like a normal VCO again. But much more exciting is the use of the LFM input to modify the linear control voltage by an external control voltage (typically another VCO or LFO). Linear modulation by another oscillator using the thru zero feature in combination with the trapezoid waveforms generates audio spectra than cannot be obtained from any other oscillator!

A dual color LED is used to display the polarity of the linear control voltage. Another dual color LED is used to display the TRASIN, which is useful in the LFO mode to show the current frequency.

Date of Delivery: Spring 2017

Price: ~ US\$ 270.00 (Euro 250.00)



## A-150-8

### Octal Manual/Voltage Controlled Programmable Switches

Module A-150-8 contains eight manually/voltage controlled switches. Each of the eight switches has a manual control button (Man.), a control voltage input (CV), a common Out / Input (O/I), and two In / Outputs (I/O1, I/O2). The switches are bi-directional, i.e. they can work in both directions, so can connect one input to either of two outputs, or either of two inputs to one output. Two LEDs show which in / output is active (ie. which is connected to the common out / input). In addition the LEDs are used for the programming of the module:

For each unit the operating mode can be selected: **Toggle** or **Level** controlled. In **Toggle** mode the rising edge of the CV input or operating the manual control button changes the state of the switch. In **Level** mode the switch state is defined by the voltage applied to the CV input (low voltage = I/O1, high voltage = I/O2) or by the state of the manual control button (not pressed = I/O1, pressed = I/O2). The modes are programmed very easily: Operating the **Toggle/Level** button of the program section displays the current state of each switch with the LEDs (left LED on = **Toggle** mode, right LED on = **Level** mode). Operating the manual control button of the switch in question changes the toggle/level mode.


In addition it's possible to define master/slave groups. In such a group the upper unit (= master) controls also the state of the following switches provided that they are defined as slaves. Master/slave programming is also very simple: Operating the **Master/Slave** button of the program section displays the current state of each switch with the LEDs (left LED on = **Master**, right LED on = **Slave**). Operating the manual control button of the switch in question changes the master/slave mode. When all 8 units are defined as master each switch is independent of each other. If for example the sequence is **MSSSMSMS** the control unit of the first switch also controls the switches 2, 3 and 4. The control unit of switch #5 also controls the switch #6, and the control unit of switch #7 also controls the switch #8.

We also think about a small preset management with eight presets. But we are not yet sure if this makes sense for the module.

Date of Delivery: Spring 2017

Price: ~ US\$ 160.00 (Euro 150.00)

## A-100LC1



A-100LC1 is an economically priced small housing with 48 HP width. It is available in two versions: raw wood or black coated. A-100LC1 contains the power supply/bus board A-100SSB which offers 8 bus connectors and 380 mA for each voltage (+12V and -12V). The device is directly connected to mains voltage (100-240V / 50-60 Hz), i.e. no 'wall wart' is required.

Date of Delivery: March 2017

Prices:

raw version ~ US\$ 135.00 (~ Euro 125.00)

black version ~ US\$ 160.00 (~ Euro 150.00)